

Mitt. Münch. Ent. Ges.	97	115-126	München, 31.10.2007	ISSN 0340-4943
------------------------	----	---------	---------------------	----------------

Ichneumon flies from Sicily, with descriptions of new taxa

(Hymenoptera, Ichneumonidae: Ichneumoninae: Phaeogenini and Diplazontinae)

Giuseppe Fabrizio TURRISI, Klaus SCHÖNITZER & Erich DILLER

Abstract

Faunistic and taxonomic data on Ichneumonidae (Ichneumoninae: Phaeogenini and Diplazontinae) from Sicily are provided based on recently collected material. Thirty taxa (species and subspecies) are recorded, 16 of them belonging to Phaeogenini and 14 to Diplazontinae. One species, *Tycherus ceciliae* DILLER **sp. n.**, and one subspecies, *Tycherus impiger italiensis* DILLER **ssp. n.**, are described. *Tycherus meridianator* (AUBERT, 1959) is a synonym of *Tycherus elongatus* (THOMSON, 1891), **syn. n.** Among the recorded taxa, *Epitomus annulipes* (BERTHOUMIEU, 1900) is new to Europe, since it was previously known only from Tunisia. Twenty-four taxa (species and subspecies) are new records for Sicily, nine of which are also new to Italy.

Introduction

The study of the Sicilian fauna is of great scientific importance due to the complex paleogeographic history of Sicily, its large size, as well as to the great diversity of ecosystems. For these reasons the Sicilian fauna could represent a model for the study of the biogeography of the whole Mediterranean fauna.

The faunistic knowledge of the Ichneumonidae of Sicily has received only little attention from researchers. Among the most oldest contributions containing data on Sicilian Ichneumonidae are the publications by GHILIANI (1842), SICHEL (1860) and DE STEFANI (1882, 1883, 1884, 1885, 1886, 1887a, b, 1894, 1895). In addition, some contributions were published on Hymenoptera, including a few Ichneumonidae, of part of neighbouring Islands (RIGGIO & De STEFANI, 1888; PAGLIANO & SCARAMOZZINO, 1995; PAGLIANO, 2003). Some of the most important contributions on Hymenoptera from South Italy and Sicily were published by two celebrated Italian entomologists: Achille COSTA (1823-1898) and Teodosio DE STEFANI (1853-1935). The second author wrote an important Catalogue of Sicilian Hymenoptera (DE STEFANI, 1895). With regard to the Italian Ichneumonidae, in recent years, a catalogue was published by SCARAMOZZINO (1995), but without original data on Sicilian fauna. Thus, the previous studies on Sicilian Ichneumonidae are very old and largely incomplete, and no recent publications exist.

The present contribution deals with some interesting records of 28 species belonging to the tribe of Phaeogenini of the subfamily Ichneumoninae and to the subfamily Diplazontinae. A new species and a new subspecies are described, a new synonymy is proposed, and several new records for Italy and Sicily are provided.

This research was carried out as part of a larger project for a better knowledge of faunistics, taxonomy, distribution, and biogeography of the Sicilian Ichneumonidae, primarily based on the study of the G. F. TURRISI collection (Catania, Italy).

Material and methods

This study is based on examination of recently collected material by one of the authors (G.F. TURRISI), especially in the eastern part of Sicily (see list of sites below). To avoid repetitions, the name of collectors are reported only for material not collected by G.F. TURRISI (except for type materials). The material is stored in the collection of G.F. TURRISI, and partly (holotypes of the new taxa) in the collection of Zoologische Staatssammlung München, Germany (ZSM). The identification of the material was made by E. DILLER

(ZSM). Primary data on Sicilian Ichneumonidae were obtained from DE STEFANI's papers, especially the comprehensive Catalogue of Sicilian Hymenoptera (DE STEFANI, 1895), the checklists of the Italian Ichneumonidae (SCARAMOZZINO, 1995), and the catalogues of Ichneumonidae of the World by YU & HORSTMANN (1997), and YU et al. (2005). The systematic account follows that of YU et al. (2005).

Collecting sites

For each locality the alphanumeric code indicates the UTM coordinate (according to the Mercator's Transverse System).

Madonie: Petralia Sottana, Pizzo Antenna, 1900 m (Palermo), VB28: open montane herbaceous habitat. Petralia Sottana, Valle di Zotta Fonda, 1600 m (Palermo), VB28: open montane herbaceous habitat.

Nebrodi: Cesarò, Monte Soro, 1800 m (Messina), VB79: wood of *Fagus sylvatica* L., and open herbaceous habitats. Roccella Valdemone, Foresta di Malabotta, 1000 m (Messina), WC00: wood of *Fagus sylvatica* L.

Etna: Maletto, Contrada Fontanamurata, 1000 m (Catania), VB88: deciduous oak-bush (*Quercus* sp.), open habitats, and cultivated area, mosaic. Adrano, Simeto river, Ponte dei Saraceni, 360 m (Catania), VB87: open herbaceous environment near river. Linguaglossa, Monte Baracca, 1700 m (Catania), WB08: bush of *Betula aetnensis* RAFINESQUE. Linguaglossa, 550 m (Catania), WB18: suburban habitats. Viagrande, Monterosso Etneo, m 400 (Catania), WB06: oak-bush and open herbaceous habitats. Belpasso, Monte San Leo, 1000 m (Catania), VB96: oak-bush and open herbaceous habitats. Castiglione di Sicilia, Foresta Ragabo, 1450 m (Catania), WB08: pine-wood with *Pinus laricio calabrica* (LOUD.) CESA ET PERUZZI. Calatabiano, Fiume Alcantara, 60 m (Catania), WB28: river with riparian vegetation. Milo, Monte Scorsone, 1600 m (Catania), WB07: wood of *Castanea sativa* MILLER and open lava habitats. Milo, Bosco di Milo, 750 m (Catania), WB07: mixed broad-leaved wood, mainly with deciduous *Quercus* sp. Zafferana Etnea, Monte Zoccolaro, 1600 m (Catania), WB07: mixed wood with *Fagus sylvatica* L., *Populus tremula* L., and *Castanea sativa* MILLER, and open herbaceous habitats. Zafferana Etnea, Valle San Giacomo, m 800 (Catania), WB07: mixed deciduous oak-wood (*Quercus* sp.) with *Castanea sativa* MILLER, with sporadic presence of *Fagus sylvatica* L. Nicolosi, Monti Rossi, Contrada Quercia di Chiodo, 700 m (Catania), VB96: mainly wood of *Pinus pinea* L., with deciduous oak-bush (*Quercus* sp.), and open herbaceous habitats. Acì Sant'Antonio, Santa Maria La Stella, Contrada Barbagallo, 350 m (Catania), WB16: deciduous oak-bush (*Quercus* sp.), with *Fraxinus ornus* L., and *Pistacia terebinthus* L. Tremestieri Etneo, 350 m (Catania), WB05: deciduous oak-bush (*Quercus* sp.) with *Celtis australis* L., and *Pistacia terebinthus* L.; citrus grove. San Gregorio di Catania, 200 m (Catania), WB05: deciduous oak-bush (*Quercus* sp.). San Nullo, surroundings of Catania, 170 m, WB05: sub-urban environment. Acireale, San Giovanni Bosco, 140 m (Catania), WB16: citrus grove. **Erei:** Calascibetta, 800 m (Enna), VB36: open herbaceous environment. **Piana di Catania:** Fiume Simeto, between Fiume Dittaino and Ponte Impero, 16 m (Catania), VB94: river with riparian vegetation. Contrada Primosole, 20 m (Catania), WB02: open herbaceous environment. **Iblei:** Vizzini, Fiume Vizzini, Poggio del Lago, 600 m (Catania), VB71: deciduous oak-bush. Vizzini, Fiume Vizzini, Contrada Rubalà, 320 m (Catania), VB70: riparian vegetation. Noto, Testa dell'Acqua, 600 m (Siracusa), VA99: river, deciduous oak-bush, open habitats, mosaic.

Faunistic results

Ichneumoninae: Phaeogenini

Aethecerus discolor WESMAEL, 1845

Material examined. Etna: Mt. Baracca, 23.VIII.1995, 1♂; 21.VIII.1996, 1♀, 1♂.
Euroasiatic. **First record for Italy!**

Centeterus nigricornis THOMSON, 1891

Material examined. Etna: Mt. Baracca, 8.VIII.1996, 1♂. Iblei: Testa dell'Acqua, 18.IX.1994, 1♀.
Euroasiatic. **First record for Sicily!** Previously known in Italy only from northern regions (SCARAMOZZINO, 1995).

Centeterus rubiginosus (GMELIN, 1790)

Material examined. Etna: Mt. Zoccolaro, 26.VIII.1994, 1♂.

Euroasiatic. **First record for Sicily!** Previously known in Italy from northern and peninsular regions (SCARAMOZZINO, 1995).

Colpognathus divisus THOMSON, 1891

Material examined. Nebrodi: Malabotta, Roccella Valdemone, 28.VIII.1995, 1♀. Etna: c.da Fontanamurata, 9.VII.1995, 1♂, on flowers of *Opopanax chironium* (Apiaceae); Mt. Baracca, 2.VIII.1996, 1♂.

Palaeartic. **First record for Sicily!** Previously known in Italy only from northern regions (SCARAMOZZINO, 1995). Overwinters as adult (VALEMBERG, 1976).

Diadromus albinotatus (GRAVENHORST, 1829)

Material examined. Etna: Milo, 21.VII.1998, 1♀.

Euroasiatic. **First record for Sicily!** Previously known in Italy only from northern regions (SCARAMOZZINO, 1995).

Diadromus collaris (GRAVENHORST, 1829)

Material examined. Etna: Mt. Baracca, 7.VII.1995, 1♂; Milo, 21.VII.1998, 1♀; Valle San Giacomo, 26.VIII.1994, 1♀; F. Alcantara, Calatabiano, 4.VI.1999, 1♀.

Palaeartic, Oriental, and Australasian, introduced in Malaysia and Cook Island. **First record for Sicily!** Previously known in Italy only from northern regions (SCARAMOZZINO, 1995).

Dicaelotus montanus (DE STEFANI, 1885)

Material examined. Etna: Tremestieri E., 9.XI.1994, 1♀; Bosco di Aci Sant'Antonio, 21.VII.1993, S. BELLA leg., 1♂ (at light).

Palaeartic.

Dicaelotus pentagonus (THOMSON, 1891)

Material examined. Nebrodi: Mt. Soro, 22.V.1994, 1♀.

S-European. **New for Italy!** Previously known only from Greece (DALLA TORRE, 1901-1902).

Epitomus annulipes (BERTHOUMIEU, 1900)

Material examined. Etna: Mt. Rossi, Quercia di Chiodo, 5.IV.1999, 1♀.

Siculo-Maghrebian. **First record for Europe!** This is a very interesting record since this species was previously known only from Tunisia (BERTHOUMIEU, 1900).

Herpestomus arridens (GRAVENHORST, 1829)

Material examined. Etna: Catania, San Nullo, 19.VIII.1993, 1♀.

Palaeartic. **First record for Sicily!** Previously known in Italy only from northern regions (SCARAMOZZINO, 1995). Overwinter as adult (TISCHBEIN, 1871).

Misetus oculatus (WESMAEL, 1845)

Material examined. Nebrodi: c.da Crocitti (Messina), 800 m, 1♀, VIII.1987 (ALICATA leg.). Etna: Tremestieri E., 16.V.1994, 1♂; c.da Cerrita, 1400 m (S. Alfio), 27.VI.1998, 1♂.

Euroasiatic. **First record for Italy!**

***Oronotus* sp.**

Material examined. Etna: Mt. Baracca, 1700 m, 21.VIII.96, 1♂.
It was not possible to identify this specimen clearly. Nevertheless, this is the first record of this genus for Sicily.

***Tycherus fuscicornis mediterraneus* (AUBERT, 1959)**

Material examined. Madonie: Petralia Sottana, 14.VII.1993, 1♂. Etna: Tremestieri E., 16.V.1994, 1♂. Iblei: F. Vizzini, c.da Rubalà, 16.V.1999, 1♂.
S-European. **First record for Italy!** It is widespread in Sicily from northern mountains to southern territories (Iblean area).

***Tycherus ceciliae* DILLER sp. n.**

See the chapter „Description of new taxa”.

***Tycherus impiger italiensis* DILLER ssp. n.**

See the chapter „Description of new taxa”.

***Tycherus ischiomelinus* (GRAVENHORST, 1829)**

Material examined. Etna: Mt. Baracca, 21.VIII.1996, 1♂.
Euroasiatic. **First record for Italy!**

Diplazontinae

***Diplazon laetatorius* (FABRICIUS, 1781)**

Material examined. Etna: Mts. Rossi, Quercia di Chiodo, 12.X.1997, 2♀; San Gregorio di Catania, 5.V.1994, 1♀; Tremestieri E., 14.V.1992, 1♀; 25.III.1993, 1♀; 9.IV.1995, 1♀; F. Alcantara, Calatabiano, 24.III.1993, 1♀. Piana di Catania: Primosole, 13.V.1996, 2♀, on *Pyrus* infested by aphids. Iblei: F. Vizzini, c.da Rubalà, 16.V.1999, 1♀. Sicilia, VII.1994, 1♀.
Cosmopolitan. Widespread in Italy, including Sicily (SCARAMOZZINO, 1995).

***Diplazon pectoratorius* (GRAVENHORST, 1829)**

Material examined. Etna: Tremestieri E., 24.III.1994, 1♂.
Palaeartic. **First record for Sicily!** Previously recorded for northern Italy (SCARAMOZZINO, 1995).

***Diplazon tetragonus tetragonus* (THUNBERG, 1822)**

Material examined. Etna: C.da Fontanamurata, 7.VII.1996, 1♂; Mt. Baracca, 26.VIII.1994, 1♀; Casa Paternò, 29.VIII.1996, 2♂; 29.VIII.1994, 1♂; 29.VIII.1995, 1♂; Mt. Scorzone, 10.VIII.1996, 3♂; Mt. San Leo, 27.IV.1994, 1♂; Tremestieri E., 20.III.1994, 1♂; 22.III.1994, 1♂; 1.IV.1994, 1♂; 21.III.1994, 1♂; 11.III.1994, 1♂. Iblei: Testa dell'Acqua, 12.X.1998, 1♂.
Holarctic, Oriental. **First record for Sicily!** Previously recorded from northern and peninsular Italy (SCARAMOZZINO, 1995).

***Diplazon tibiatorius tibiatorius* (THUNBERG, 1822)**

Material examined. Etna: Linguaglossa, 9.X.1992, 1♂; Zafferana E., Valle San Giacomo, 25.VI.1995, 1♀; Tremestieri E., 20.III.1994, 1♂; 24.III.1994, 1♂; Catania, San Nullo, 30.IV.1994, 1♀; 1.V.1995, 1♀.
Eurasian, Nearctic. Widespread in Italy, including Sicily (SCARAMOZZINO, 1995).

Diplazon varicoxa (THOMSON, 1890)

Material examined. Etna: Mt. San Leo, 23.IV.1994, 1♂; Mt. Rossi, 12.X.1997, 1♂; Catania, 24-29.VII.1993, 3♂; Catania, San Nullo, 18.V.1995, 1♂; 10.VIII.1993, 1♀; 30.IV.1994, 1♂; 16.VIII.1993, 1♀; Acireale, San Giovanni Bosco, 26.VI.1993, 1♀; San Gregorio di Catania, 5.V.1994, 1♀; 20.IV.1994, 1♀; Tremestieri E., 27.V.1994, 1♀; 11.III.1994, 1♂; 21.III.1994, 1♂; 24.III.1994, 1♂; 18.IV.1994, 2♂; 1.IV.1994, 2♂; 9.IV.1994, 1♀; 20.III.1994, 3♂; 20.X.1993, 1♀; 27.V.1994, 1♀. Iblei: F. Vizzini, c.da Rubalà, 16.V.1999, 1♀. Eurasiatic, Oriental. **First record for Sicily!** Previously recorded from northern Italy (SCARAMOZZINO, 1995).

Enizemum ornatum (GRAVENHORST, 1829)

Material examined. Etna: Mt. Baracca, 26.VIII.1994, 1♀. Eurasiatic, Nearctic, Oriental. **First record for Sicily!** Previously known from northern Italy (SCARAMOZZINO, 1995).

Sussaba flavipes flavipes (LUCAS, 1849)

Material examined. Etna: San Gregorio di Catania, 7.V.1995, 1♂; Monterosso E., 21.V.1996, 1♂. Holarctic. **First record for Sicily!** Previously known in Italy for northern and peninsular regions and for Sardinia (SCARAMOZZINO, 1995).

Syrphoctonus crassicornis (THOMSON, 1890)

Material examined. Etna: Tremestieri E., 4.V.1994, 1♂. European. **First record for Italy!** Previously known from northern and central Europe, as far south as France. The record from Sicily becomes the most southern so far.

Syrphoctonus elegans (GRAVENHORST, 1829)

Material examined. Piana di Catania: Primosole, 26.V.1996, 1♂; 13.V.1996, 1♂, on *Pyrus* infested by aphids. Eurasiatic, Nearctic. **First record for Italy!**

Syrphoctonus nigratarsus nigratarsus (GRAVENHORST, 1829)

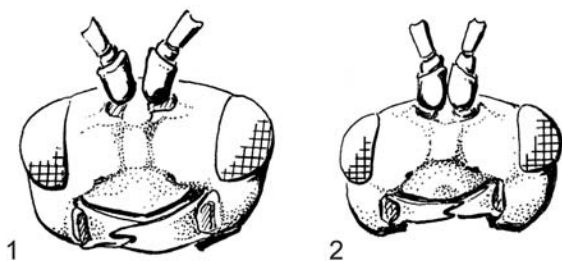
Material examined. Etna: Tremestieri E., 7.VI.1994, 1♂; 4.V.1994, 1♂. Piana di Catania: Primosole, 26.V.1996, 2♂; 13.V.1996, 1♂, on *Pyrus* infested by aphids. Eurasiatic, Nearctic, partly Neotropical (Mexico). **First record for Sicily!** Previously recorded for northern and peninsular regions.

Syrphoctonus signatus (GRAVENHORST, 1829)


Material examined. Iblei: F. Vizzini, c.da Rubalà, 16.V.1999, 1♂. Eurasiatic, Nearctic. **First record for Italy!**

Syrphoctonus tarsatorius (PANZER, 1809)


Material examined. Etna: Valle San Giacomo, 25.VI.1995, 1♂; Tremestieri E., 16.V.1994, 1♂; 4.V.1994, 1♀; 1.IV.1994, 1♂; 24.III.1994, 3♂; 22.X.1992; 20.III.1994, 1♂; 4.IV.1992, 1♂; San Gregorio di Catania, 5.V.1994, 1♀. Erei: Calascibetta, 1.XI.1994, 1♂. Iblei: F. Vizzini, c.da Rubalà, 16.V.1999, 3♀; Testa dell'Acqua, 27.IV.1997, 1♀. Holarctic, Oriental. **First record for Sicily!** Previously recorded from northern Italy and Sardinia (SCARAMOZZINO, 1995).




Figs 1-2: 1. *Tycherus impiger italiensis* ssp. n., head frontal; 2. *Tycherus parvitor* (AUBERT, 1982), head frontal



Figs 3-7: 3. *Tycherus ceciliae* sp. n., scutellum and propodeum dorsal; 4. *Tycherus elongatus* (THOMSON, 1891), scutellum and propodeum dorsal; 5. *Tycherus impiger italiensis* ssp. n., scutellum and propodeum dorsal; 6. *Tycherus impiger impiger* (WESMAEL, 1845), scutellum and propodeum dorsal; 7. *Tycherus parvitor* (AUBERT, 1982), scutellum and propodeum dorsal.



Figs 8-12: 8. *Tycherus ceciliae* sp. n., head and thorax lateral; 9. *Tycherus elongatus* (THOMSON, 1891), head and thorax lateral; 10. *Tycherus impiger italiensis* ssp. n., head and thorax lateral; 11. *Tycherus impiger impiger* (WESMAEL, 1845), head and thorax lateral; 12. *Tycherus parvitor* (AUBERT, 1982), head and thorax lateral.



Figs 13-17: 13. *Tycherus ceciliae* sp. n., postpetiolus and abdomen dorsal; 14. *Tycherus elongatus* (THOMSON, 1891), postpetiolus and abdomen dorsal; 15. *Tycherus impiger italiensis* ssp. n., postpetiolus and abdomen dorsal; 16. *Tycherus impiger impiger* (WESMAEL, 1845), postpetiolus and abdomen dorsal; 17. *Tycherus parvitor* (AUBERT, 1982), postpetiolus and abdomen dorsal.

Syrphophilus bizonarius (GRAVENHORST, 1829)

Material examined. Etna: Pineta Ragabo, 31.V.1998, 1♀; Mt. San Leo, 25.V.1999, 1♂; Monterosso E., 21.IV.1996, 1♂; F. Simeto, Adrano, Ponte dei Saraceni, 22.III.1992, 1♀; Tremestieri E., 9.III.1994, 1♀, 2♂; 21.III.1994, 1♀; 25.III.1993, 1♂; 24.III.1994, 1♂; 22.III.1994, 2♀; 16.IV.1994, 1♀; 11.III.1994, 1♀; 25.III.1995, 1♀; 1.IV.1994, 1♀; San Gregorio di Catania, 20.IV.1994, 2♀, 1♂; 7.V.1995, 1♂; 5.V.1994, 1♂. Piana di Catania: F. Simeto, between Ponte Impero and F. Dittaino, 26.IV.1998, 1♀; Primosole, 5.IV.1995, 1♀; 7.V.1996, 1♂. Iblei: F. Vizzini, Poggio del Lago, 7.V.1994, 1♂; F. Vizzini, c.da Rubalà, 2.V.1999, 1♂; 16.V.1999, 3♀, 1♂; F. Vizzini, Poggio Morbano, 1.X.1996, 1♂. Erei: Calascibetta, 1.XI.1994, 2♀, 3♂. Holarctic. **First record for Sicily!** Previously known in Italy from northern and peninsular regions, and Sardinia (SCARAMOZZINO, 1995).

Woldstedtius abominator (BRIDGMAN, 1886)

Material examined. Etna: San Gregorio di Catania, 20.IV.1994, 1♂; Tremestieri E., 25.III.1993, 1♂. Euroasiatic. **First record for Sicily!** Previously known in Italy only from northern regions (SCARAMOZZINO, 1995).

Description of new taxa

Tycherus ceciliae DILLER sp. n.

(Fig. 3, 8, 13.)

Holotype: ♀, Sicilia-M. Iblei, Fiume, Vizzini, 320 m, c.da Rubalà (Vizzini, Catania), 16.V.1999, G.F. Turrisi leg. (deposited in ZSM, München, Germany).

Author of *Tycherus ceciliae* sp. n. is E. DILLER.

♀: Length 5.8 mm.

Head: shining; supraantennal fovea weak concave, strongly transversely striate; lower part of frons transversely striate, upper part punctate; face short, wrinkled, scarcely punctate; supraclypeal area very short and convex, clearly separated from the clypeus by a rather deep groove; clypeus strongly transverse, few smooth punctures, end of margin thick, in the middle with a small notch; temples broad, punctate smoothly and wide ranging (Fig. 8); occiput clearly punctate; mandibulae broad, scarcely punctate on base, lower tooth a little shorter than the upper; malar space very short; genal carina meeting the oral carina (which is not very strongly raised) at a very large distance from the base of mandibulae. Flagella: 18 segments; segments 1-5 a little longer than broad, the rest of segments to become thicker.

Thorax: shining; notauli not very deep on 1/3 of mesoscutum; mesoscutum wide ranging and deeply punctate; scutellum with lateral carina, closely and deeply punctate; mesopleura and mesosternum wide ranging, deeply punctate (Fig. 8); speculum rather smooth; sternauli weakly impressed on 1/3 of mesopleurum; collare not short; above the middle of pronotum scattered punctures, below transverse carinulae; praepectus rugose; propleurum with scattered punctures. Propodeum: shining; area basalis very short; area superomedia very long and rather small, rugose, the hind halves wrinkled (Fig. 3); costula on upper third of area superomedia; area petiolaris concave with closely transverse carinulae; area superoexterna wide ranging, deeply punctate; areae dentipara wrinkled; areae posteroexterna strongly wrinkled; areae spiraculifera wrinkled, distal transverse carinulae; areae metapleurales wide ranging, deeply punctate; area coxalis rugose. Legs: smooth; front and middle coxae scarcely punctate; hind coxae with scattered punctures, distally rather weak punctate, unarmed; femora and front tibiae scarcely punctate; middle and hind tibiae more shagreened, hind tibiae closely shagreened. Wings: areola great with five sides; hind wings with nervellus oppositus; 5 distal hamuli.

Abdomen: dull; petiolus shining; postpetiolus with strongly longitudinal carinulae, middle weakly shagreened, hind margin smooth; thyridia small and long, distinctly remote from the base of 2nd tergite, the space between thyridia a little shorter than the length of a thyridium; tergite 2 as long as broad; the rest of tergites transverse (Fig. 13); base of tergite 2 wrinkled, rest of tergite 2 and also tergites 3 and 4 shagreened

(Fig. 13), closely and deeply punctate (Fig. 13); tergite 5 shining, weakly punctate; segments 6 and 7 shining; ovipositor just out very close to the end of abdomen.

Colour: black; reddish-brown are: end of margin of clypeus, middle of madibulae, the flagella ventrally, tegulae and end of margins of trochanter, front and middle legs, hind tochantelli, basal half of hind femora, middle of hind tibiae and the hind tarsi, also the tergites 2 - 4 (Fig. 13); middle of collare brownish; end half of hind femora, hind tibiae on the base and apex blackish; the flagella dorsally blackish; base of wings yellow.

♂, unknown.

Distribution: *Tycherus ceciliae* sp. n. is currently known only from south-eastern Sicily, Italy (Mounts Iblei).

Differential diagnosis: *Tycherus ceciliae* sp. n. is similar to *Tycherus elongatus* (THOMSON, 1891) but it differs from the latter species by a shorter, clearly distinct supraclypeal area, tergite 2 as long as broad, and the strong transverse tergites 3-7 (Figs 13, 14). The tergites 2-4 are very strongly shagreened and exceptionally closely and deeply punctate (Figs 13, 14).

Etymology: The name *Tycherus ceciliae* sp. n. is a dedication to the charming daughter of the first author, Cecilia TURRISI, born 2007.

Taxonomic remark: Within this investigation it was noticed that *Tycherus meridionator* (AUBERT, 1959) is a synonym of *Tycherus elongatus* (THOMSON, 1891), **syn. n.**. Holotype investigated and compared with material from ZSM.

Tycherus impiger italiensis DILLER ssp. n.

(Figs 1, 5, 10, 15)

Holotype: ♀, labelled: I-Sicily, Monte Etna, Linguaglossa, Monte Baracca, m 1700, 23.VIII.1995, G. F. TURRISI leg., coll. TURRISI N. 4135 (ZSM).

Paratypes: ♀, labelled: Sicily: Monte Etna, Monte Baracca, m 1700, Linguaglossa, 21.VIII.96, Turrisi leg. (coll. G. F. TURRISI, Catania); ♀, Brecciassecca, I-Abruzzi, 8 km SW L'Aquila, 21.7.1991, 750 m; M. SCHWARZ leg. (coll. Martin SCHWARZ, Kirchschiag/Linz); ♂, I-Sicily, Madonie, Petralia Sottana, Piano Battaglia, Valle di Zotta Fonda, m 1650 (Palermo), 14.VII.1993, G.F. TURRISI, coll. TURRISI N. 2247 (ZSM).

Author of *Tycherus impiger italiensis* ssp. n. is E. DILLER.

♀: Length 5.5-5.6 mm.

Head: shining; supraantennal fovea flat and transverse striate; frons coarsely punctate; face clearly punctate; supraclypeal area weakly convex, transversely striate, not sharply differentiated from the rest of the face; clypeus smoothly, scarcely punctate; temples broadly, smooth wide ranging punctate (Fig. 10); occiput clearly punctate; mandibulae broad (Fig. 1) sparsely punctate, lower tooth a little smaller and shorter than the upper; malar space a little shorter as breadth of base of mandibulae; the genal carina meeting the oral carina distinctly behind the base of the mandibulae, but less than the length of the malar space. Flagella: 20 segmented; segments 1-5 are longer than broad, 6-12 are as long as broad, remaining segments are transverse.

Thorax: relatively high (Fig. 10), shining; notauli short; mesoscutum clearly punctate; scutellum without lateral carinae, sparsely punctate; mesopleurum and mesosternum clearly punctate (Fig. 10); speculum sparsely, rather coarsely punctate (Fig. 10); sternauli shortly impressed on 1/3 of mesopleurum; pronotum with transverse carinulae; praepectus rugose; propleurum smooth. Propodeum: shining; area basalis short; area superomedia as long as broad, horseshoe-shaped, weakly rugose (Fig. 5); area petiolaris concave with transverse carinulae; areae superoexterna weakly rugose; areae dentipara rugose, weakly punctate; areae posteroexterna with transverse carinulae; areae spiraculifera with transverse carinulae; areae metapleuralis strongly punctate; areae coxalis weakly rugose. Legs: smooth; front and middle coxae smooth and weakly punctate; hind coxae strongly punctate, distal part more smooth, unarmed; hind femora smooth, in the middle sparsely punctate. Wings: areola great, five sides; hind wings with nervellus oppositus, 5 distal hamuli.

Abdomen: shining; postpetiolus with longitudinal carinulae (Fig. 15); thyridia long, shallow, from the base of 2. tergite distinctly remote, the space between the thyridia narrow; tergite 2 little longer than broad,

the rest of tergites transverse (Fig. 15); tergites 2-4 widely spaced, clearly punctate (Fig. 15), remainder of tergites shining; ovipositor extending slightly beyond apex of abdomen.

Colour: black; middle of mandibulae brownish; scapi and pedicelli black; segments 1-4 of flagella reddish, rest black; collare and tegulae sometimes brownish; base of wings yellow; front coxae black, sometimes distally reddish, and front trochanter black, sometimes ventrally reddish; front femora red, sometimes ventrally thinly blackish; front and middle tibiae and the whole tarsi red; middle and hind coxae and trochanter black; middle femora blackish, ventrally sometimes reddish; hind tibiae on the base and apex blackish, medially red; petiolus black, sometimes a small hind margin of postpetiolus reddish; tergites 2-3 and base of 4 red (Fig. 15).

♂: Length 5.4 mm.

Similar to the ♀ in general sculpture and colour; flagella with 23 segments, tyloidae on segments 8-11; antennal fovea shining and above more rugose; area petiolaris rugose-wrinkled; tergites 3 and 4 closely punctate; mandibulae black, flagella dorsally blackish, ventrally pale-brownish; collare black; tegulae yellowish; postpetiolus black; tergite 2 pale-brownish, basally and dorsally blackish; tergite 3 pale-brownish dorsally blackish.

Distribution: *Tycherus impiger italiensis* ssp. n. is currently known from central Italy (Abruzzi) and Sicily. The nominate subspecies (*T. impiger impiger*) is widely distributed in the Western Palearctic region (YU et al. 2005). In Italy, however, it was only found in the Alps (Sand in Taufers, BAUER 2001).

Differential diagnosis: *Tycherus impiger italiensis* ssp. n. is distinguished from the nominate subspecies by several characters mentioned in the key for identification below. It is also similar to *Tycherus parvitor* (AUBERT, 1982), differing by the broader mandibulae (Figs 1, 2), wide ranging punctuation on mesoscutum and tergites 2-4 (Figs 15, 17); the mostly red tergites 2-4 without black dorsal coloration on tergites 2-3 (Figs 15, 17).

1. Mandibulae broad (Fig. 1); tergites 2-3 and the main part of 4 red; tergite 2 as long as broad 2
 – Mandibulae slender (Fig. 2); tergites 2-3 red, dorsally large part black 3
2. Postpetiolus as a rule smooth, sometimes sparsely punctate and very weakly shagreened, very seldom weakly striate; mesoscutum and tergites 2-4 more coarsely punctate (Fig. 16); tergite 2 as long as broad; front and middle coxae, trochanter and legs red; hind coxae, trochanter and legs normally red, rarely parts of the hind coxae and trochanter brownish, also rarely the hind half of femora and a very small hind part of hind tibiae brownish; most part of petiolus and postpetiolus normally red, sometimes in part brownish; tegulae reddish *Tycherus impiger impiger* (WESMAEL, 1845)
 – Postpetiolus with distinct, well developed longitudinal carinulae (Fig. 15); mesoscutum and tergites 2-4 wide ranging punctate (Fig. 15); tergite 2 a little longer as broad; most part of front and middle coxae and trochanter black; hind coxae and trochanter and the main part of hind femora black; the hind tibiae rather narrowly blackish basally and apically; petiolus and postpetiolus black, only a small hind margin of postpetiolus sometimes reddish brown *Tycherus impiger italiensis* ssp. n.
3. Mandibulae slender (Fig. 2); malar space about as long as broad at base of mandibulae; the genal carina meets the oral carina near the base of the mandibulae; mesoscutum finely and sparsely punctate; tergite 2 broader as long, tergites 2-4 sparsely punctate (Fig. 17); hind femora blackish only at base and apex reddish; hind tibiae red, the apex blackish; abdomen black, tergites 2-3 red, dorsally broadly blackish spotted (Fig. 17); a small hind margin of postpetiolus reddish
 *Tycherus parvitor* (AUBERT, 1982)

Zusammenfassung

Es werden neue Verbreitungsdaten von Ichneumoninae der Tribus Phaeogenini und von Diplazontinae aus Italien und hauptsächlich aus Sizilien veröffentlicht. Die aus Sizilien stammenden Tiere wurden von G. F. TURRISI im Rahmen eines Forschungsprojektes gesammelt. Beschrieben werden eine neue Art, *Tycherus ceciliae* DILLER **sp. n.**, und eine neue Unterart, *Tycherus impiger italiensis* DILLER **ssp. n.** *Tycherus meridionator* (AUBERT, 1959) wird als Synonym von *Tycherus elongatus* (THOMSON, 1891) **syn. n.** festgelegt. *Epitomus annulipes* (BERTHOUMIEU, 1900) wird für Europa neu nachgewiesen, die Art war bisher nur aus Tunesien bekannt. 24 Taxa (Arten und Unterarten) sind Neunachweise für Sizilien, und 9 davon sind neu für Italien. Die in dieser Arbeit behandelten Ichneumonidae werden in der Sammlung G. F. TURRISI (Catania, Italien) und in der Zoologischen Staatssammlung München aufbewahrt.

Riassunto

Vengono forniti nuovi dati faunistici e tassonomici sugli Ichneumonidae (Ichneumoninae: Phaeogenini e Diplazontinae) della Sicilia, sulla base di materiale recentemente raccolto prevalentemente nella parte orientale dell'Isola. Complessivamente vengono trattati trenta taxa (specie e sottospecie), dei quali 16 appartenenti ai Phaeogenini e 14 ai Diplazontinae. Vengono descritte una specie, *Tycherus ceciliae* DILLER **sp. n.**, ed una sottospecie, *Tycherus impiger italiensis* DILLER **ssp. n.** Inoltre viene stabilita la seguente sinonimia: *Tycherus meridionator* (AUBERT, 1959) = *Tycherus elongatus* (THOMSON, 1891), **syn. n.** Fra i taxa segnalati, *Epitomus annulipes* (BERTHOUMIEU, 1900) finora noto soltanto per la Tunisia, risulta nuovo per l'Europa. Ventiquattro taxa (specie e sottospecie) risultano nuovi per la Sicilia, dei quali 9 nuovi anche per l'Italia.

Acknowledgement

We thankfully acknowledge Ms. Marianne MÜLLER, Munich, for excellent photography work and Dr. Michael BALKE for improving the manuscript.

Literature

- BAUER, R. 2001: Bemerkungen über die Ichneumoniden der Alpen mit einigen Neubeschreibungen. Teil III. (Hymenoptera, Ichneumonidae, Ichneumoninae). – Entomofauna **22**, 245-272.
- BERTHOUMIEU, V. 1900: 5^e supplément aux Ichneumonides d'Europe (Hymén.). – Bull. Soc. Entomol. Fr., 249-252.
- DALLA TORRE, K. W., von 1901-1902: Catalogus Hymenopterorum husque descriptorum systematicus et synonymicus. **3**, 1141 p. (Ichneumonidae, pp. 10 - 1057), Lipsiae.
- DE STEFANI, T. 1882: Notizie imenotterologiche. – Nat. sicil., **2**, 55-58.
- DE STEFANI, T. 1883: Miscellanea imenotterologica. – Nat. sicil., **2**, 280-284.
- DE STEFANI, T. 1884: Imenotteri nuovi o poco conosciuti della Sicilia. – Nat. sicil., **3**, 153-158.
- DE STEFANI, T. 1885: Imenotteri nuovi o poco conosciuti della Sicilia. – Nat. sicil., **4**, 185-189.
- DE STEFANI, T. 1886: Raccolte imenotterologiche sui Monti di Renda e loro adiacenze. – Nat. sicil., **5**, 181-186.
- DE STEFANI, T. 1887a: Un nuovo genere di Crabronidi ed altri Imenotteri nuovi o poco cognitivi raccolti in Sicilia. – Nat. sicil., **6**, 85-90.
- DE STEFANI, T. 1887b: Due nuovi Ichneumoni di Sicilia. – Nat. sicil., **7**, 53-54.

- DE STEFANI, T. 1894: Imenotteri di Sicilia raccolti nel territorio di Santa Ninfa in Provincia di Trapani. – *Nat. sicil.*, **13**, 199-203; 211-219.
- DE STEFANI, T. 1895: Catalogo degli Imenotteri di Sicilia. – *Nat. sicil.*, **14**, 169-182.
- DILLER, E. & K. HORSTMANN 1994: Typenrevision der von Victor BERTHOUMIEU beschriebenen Phaeogenini (Insecta, Hymenoptera, Ichneumonidae, Ichneumoninae). – *Spixiana*, **17** (3), 247-260.
- GHILIANI, V. 1842: Hymenoptera. In: “Catalogus Insectorum Siciliae. Insetti di Sicilia determinati nel suo viaggio in questa isola anno 1839”. – *Atti dell’Accademia Gioenia di Scienze naturali*, Catania, **19**, 23-26.
- PAGLIANO, G. 2003: Ricerche imenotterologiche nelle isole di Lampedusa e Pantelleria. – *Nat. sicil.*, **27** (1-2), 115-149.
- RIGGIO, G. & T. DE STEFANI-PEREZ 1888: Sopra alcuni Imenotteri dell’Isola di Ustica. – *Nat. sicil.*, **7**, 145-150.
- SCARAMOZZINO, P.L. 1995: Hymenoptera Ichneumonidae. – In: A. MINELLI, S. RUFFO & S. La POSTA (eds.), *Checklist delle specie della fauna italiana*, **94**, Calderini, Bologna, 1-62.
- SICHEL, J. 1860: Liste des Hyménoptères recueillis en Sicile par M.E. Bellier De La Chavignerie pendant le mois d’Aout à Septembre 1859. – *Annales de la Société entomologique française*, **8** (3), 749 -764.
- TISCHBEIN, P.F.L. 1871: Hymenopterologische Beiträge. – *Stettiner Entomologische Zeitung*, **32** (4-6): 155-160.
- TOWNES, H. 1969-1971: The genera of Ichneumonidae, parts 1 - 4. – *Memoirs of the American Entomological Institute*, **11** (1969), 1-300; **12** (1970), 1-537; **13** (1970), 1-307; **17** (1971), 1-372.
- VALEMBERG, J. 1976: Ichneumoninae hibernants (suite no. 6) 182 capt. – *Bulletin de la Société Entomologique du Nord de la France*, **201**, 11-14.
- YU, D.S. & K. HORSTMANN 1997: Catalogue of world Ichneumonidae (Hymenoptera). – *Memoirs of the American Entomological Institute*, **58**, 1-1558.
- YU, D.S., VAN ACHTERBERG, K. (Braconidae) & K. HORSTMANN (Ichneumonidae) 2005: *World Ichneumonidae 2004, Taxonomy, Biology, Morphology and Distribution*. DVD/CD. Taxapad. Vancouver, Canada, www.taxapad.com.

Authors’ addresses:

Giuseppe Fabrizio TURRISI
 University of Catania
 Department of Animal Biology “*Marcello La Greca*”
 via Androne 81
 95124 Catania (Italy)
 E-mail: turrisifabrizio@yahoo.it.

Klaus SCHÖNITZER & Erich DILLER
 Zoologische Staatssammlung München
 Münchhausenstr. 21
 D-81247 München (Germany)
 E-mail: schoenitzer@zwm.mwn.de